



THE *RAYMOND*® 8000 SERIES PALLET TRUCKS

— DESIGNED TO MOVE YOU —

FORWARD.

RAYMOND
Above. And beyond.®



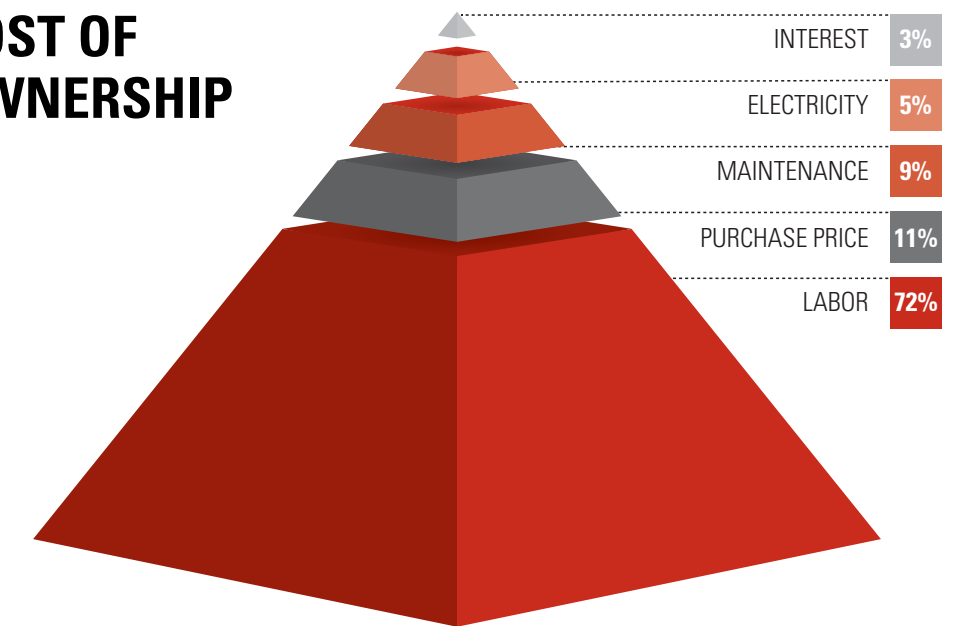


OUR JOB IS GETTING YOUR JOB DONE.

We're all expected to make more out of less. Move more pallets in less time. And even do more work with less resources.

With labor making up to 72% of the cost of owning a lift truck, you need a solution that optimizes your current workforce and resources. That's why Raymond's 8000 Series pallet trucks are designed to hit the ground running. It's why we make trucks that move more pallets per hour. Deliver dramatically lower maintenance costs and superior energy efficiency. And never compromise on reliability and durability. Because we understand the cost of doing business. And because we know how to help you get the most out of your resources.

COST OF OWNERSHIP



DO MORE WITH **WAY MORE.**

With the *Raymond* 8000 Series pallet trucks, performance goes beyond just the basic components. With Raymond, performance means greater productivity, efficiency, reliability, ease of maintenance and operator comfort. It means standardizing heavy-duty components that combine optimal strength and durability. It means operator-friendly ergonomics that make your operations run smoother. It even means up to a 6%* increase in productivity over the competition that lets you move more pallets per day. It means performance without compromise. And it means that with Raymond you get more—way more.





»» KEEP YOUR WORKFORCE IN «« **WORKING CONDITION.**

Your trucks need to stay in operation. That's why the 8000 Series pallet trucks are built to last. Heavy-duty components from tractor to fork provide optimum strength and durability. Raymond sources best-in-class components and utilizes proven innovative technology to lower maintenance costs, reduce downtime and ensure longer vehicle and component life. With undercarriage components designed for reduced wear and maintainability, you'll have more uptime and lower costs. And behind it all is the best warranty in the business—*Raymond Asset Protection™*.

- Heavy-duty ductile iron undercarriage components provide greater flexibility and improved wear
- A heavy-duty drive motor is paired with the industry's toughest steering system of solid-steel ball bearings
- Heavy-duty end bell bracket protects the motor
- Programmable travel speed to lift height enables travel speed to be reduced until the forks are raised to a specific height, preventing wear by slowing travel when the forks are fully lowered
- Enhanced drive tire debris diversion comes standard
- Robust control systems are designed to endure cold and wet environments
- Composite bushings are stronger than steel alternatives and never require greasing
- Grab bar electronic controls are sealed and waterproofed for wet environments and wash downs, and a one-piece rubberized cover replaces individual plastic buttons for longer component life

Raymond's 8000 Series pallet trucks provide the durability you rely on from the brand you trust.



Under clearance without vulnerable parts or components.







Heavy-duty, optional bumper guard features 1/2" steel wrapped around a 1/2" rubber core to further absorb and diffuse impacts from the frame and components.



DRIVEN BY EFFICIENCY. »»»»» ACCELERATED BY »»»»» **ECO-PERFORMANCE.**

The *Raymond* 8000 Series pallet trucks deliver efficiency and productivity with every pallet move. We call this Eco-Performance. You'll call it economizing without compromise. Raymond's smoother, quicker acceleration lowers time spent traveling between picks. Longer battery life gives you up to 33%* more power when you need it. So charging can happen after a shift, instead of interrupting it. Raymond combines proven technology with finely tuned engineering to deliver superior performance that other trucks can't match in efficiency, productivity, or cost.

-  **SAVES POWER** Raymond's exclusive *ACR System™* allows you to do more work with less power. In fact, the 8000 Series pallet trucks use up to 33%* less energy than the competition, saving you recharging costs.
-  **REDUCES CO₂** Fewer carbon emissions come from fewer battery changes. That means maximum ecologic benefits for the planet and greater energy savings for you.
-  **INCREASES PRODUCTIVITY** Up to 6%* more productive than the competition, the 8000 Series pallet trucks move more pallets per hour. Which means less downtime and more productivity.
-  **LOWERS COSTS** With fewer battery changes, you'll pick more cases. That gives you the lowest cost per pallet moved.



ENGINEERED FOR EVERY MOVE THAT KEEPS YOU MOVING.

The 8000 Series pallet trucks go beyond your expectations. By enhancing our ergonomic designs, we ensure that operator comfort remains high throughout the day. That way, productivity and performance stay high while driver discomfort and fatigue remain low. PowerSteer reduces steer effort by up to 90%, giving your operators steer assistance when they need it most—at slower speeds. Low step heights to roomy, padded platforms and compartments come standard, for greater comfort. Another way that Raymond keeps you moving.



Easy step-through access to either side of the aisle comes standard with roomy operator compartments on Raymond's Model 8510 center rider pallet truck and Model 8610 tow tractor.



» MORE «

IS THE NEW STANDARD.

In low-level order picking, seconds matter. And with Raymond's *ACR System*, smooth, quick acceleration saves time spent traveling between picks. Raymond's *CoastPRO*® system can be activated with only one hand and combined with the conveniently located one-step trigger to jog the truck, minimizes extra steps and increases your operator's productivity when order picking. Enhanced fork design streamlines pallet entry and exit, and keeps your operations in motion. All of which boost productivity up to 6%* over the competition.

With the 8000 Series, Raymond has redefined the industry standard for pallet trucks. The result is greater productivity and increased efficiency. More reliability with fewer moving parts. More pallets moved with less energy and less effort. And at the end of the day, a lower total cost of ownership.



→ WHY ←

RAYMOND?

When you purchase from Raymond, you don't just get products. You get solutions to problems. We look at your entire operation and make recommendations based on your unique needs, evaluating performance across the whole cycle, across the whole shift. Choosing Raymond means working with sales and service professionals who represent the leading provider of material handling solutions. We have the resources and technology to help your operations work smarter.





TO LEARN MORE

▬▬▬ ABOUT THE 8000 SERIES PALLET TRUCKS ▬▬▬
CONTACT YOUR LOCAL RAYMOND SALES AND SERVICE CENTER.

PO Box 130
Greene, New York 13778-0130
Toll free 1-800-235-7200
Fax 1-607-656-9005
www.raymondcorp.com

*Results based on the 2011 United States Comparative Data Report, using Raymond's Model 8400 end rider pallet truck and competitors' comparative units.

Due to continuous product improvements, specifications are subject to change without notice. Some systems and features shown are optional at extra cost. *Above. And Beyond.*, *ACR System*, *Raymond Asset Protection*, *Raymond*, and *CoastPRO* are U.S. trademarks of The Raymond Corporation.

©2012 The Raymond Corporation
Printed in USA
SIPB-1023 0312CT-10

RAYMOND
Above. And beyond.®